


All About

(name of the animal)

by: _____
(your name)

My animal is a/an: _____
(CHOOSE ONE: mammal, bird, fish, reptile, amphibian, invertebrate)


Chapter 1: Appearance (how the animal looks)



Draw a picture of what the animal looks like.

A series of horizontal lines for writing, consisting of solid top and bottom lines with a dashed midline, repeated multiple times down the page.


Chapter 2: Movement (how the animal moves)



Draw a picture of how the animal moves.

Handwriting practice lines consisting of multiple sets of three horizontal lines: a solid top line, a dashed middle line, and a solid bottom line.


Chapter 3: Habitat (where the animal lives)



Draw a picture of where the animal lives.

A series of horizontal lines for writing, consisting of solid top and bottom lines with a dashed middle line, repeated multiple times down the page.


Chapter 4: Food (what the animal eats AND what eats the animal)



Draw a picture of what the animal eats.

Handwriting practice lines consisting of multiple rows of solid top and bottom lines with a dashed midline.

Chapter 5: Life Cycle (how the animal grows and makes more of its kind)



Draw a picture of how the animal grows.

A series of horizontal lines for writing, consisting of solid top and bottom lines with a dashed midline, repeated multiple times down the page.